



### Applications

Designed for use with Dudley concealed cisterns and Illision A and V frames.

### Water Saving

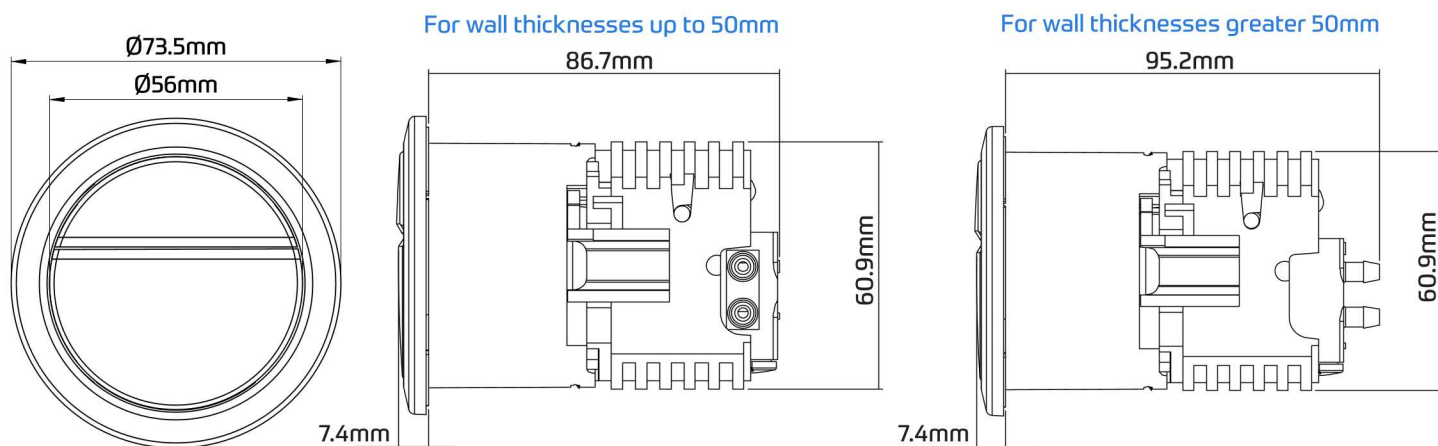
~ Dualflush operation provides reduced flush for enhanced water saving

### Features

- ~ Dualflush
- ~ 73.5mm diameter pushbutton
- ~ Chrome plated finish
- ~ Smooth pneumatic operation
- ~ Can be positioned up to 250mm from the cistern
- ~ Standard supplied button is suitable for wall thicknesses up to 50mm. For wall thicknesses greater than 50mm use the alternate code



### Dimensional Data



### Technical Data

|                       |  |
|-----------------------|--|
| Wall Thickness        | 12-50mm  |
| Installation Aperture | $\varnothing 62-65\text{mm}$ hole                                  |
| Fixing Type           | Locking Collet (Supplied)  |
| Button Operation      | Pneumatic  |
| Flush Option          | Dual Flush   |
| Product Code          | 372937 [<50mm Boxed], 372873 [<50mm Bagged], 375698 [>50mm Bagged] |



### Applications

Designed for use with Dudley concealed cisterns and Illision A and V frames.

### Water Saving

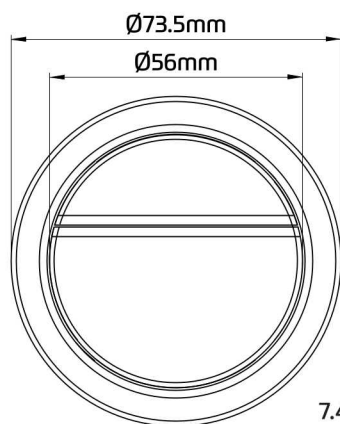
~ Dualflush operation provides reduced flush for enhanced water saving

### Features

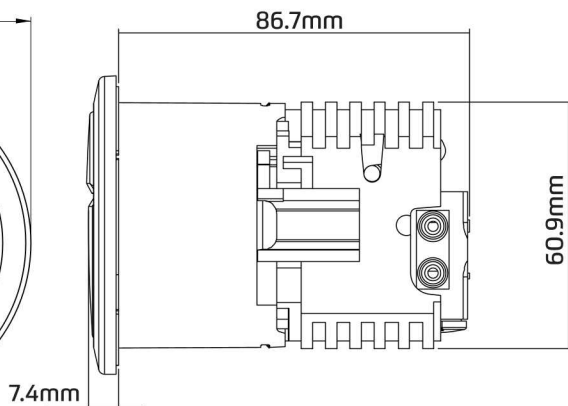
- ~ Dualflush
- ~ 73.5mm diameter pushbutton
- ~ Brushed Nickel finish
- ~ Smooth pneumatic operation
- ~ Can be positioned up to 250mm from the cistern
- ~ Standard supplied button is suitable for wall thicknesses up to 50mm. For wall thicknesses greater than 50mm use the alternate code



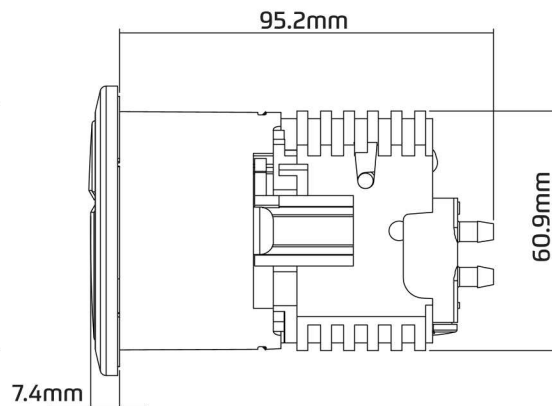
### Dimensional Data



For wall thicknesses up to 50mm



For wall thicknesses greater 50mm



### Technical Data

|                       |  |
|-----------------------|--|
| Wall Thickness        | 12-50mm                                      |
| Installation Aperture | Ø62-65mm hole                                |
| Fixing Type           | Locking Collet (Supplied)                    |
| Button Operation      | Pneumatic                                    |
| Flush Option          | Dual Flush                                   |
| Product Code          | 372871 [<50mm Bagged], 375701 [>50mm Bagged] |



### Applications

Designed for use with Dudley concealed cisterns and Illision A and V frames.

### Water Saving

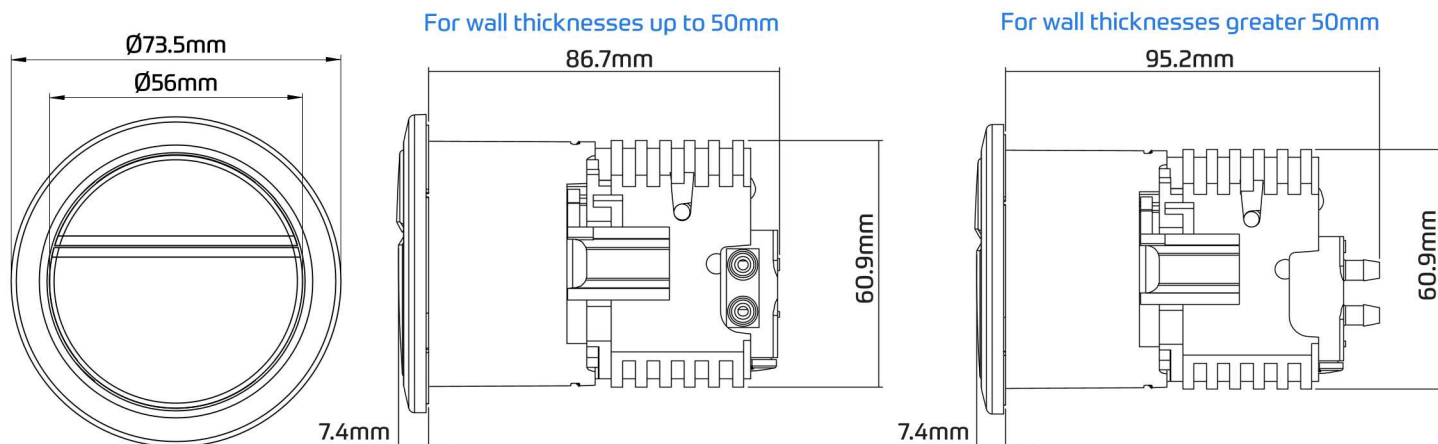
~ Dualflush operation provides reduced flush for enhanced water saving

### Features

- ~ Dualflush
- ~ 73.5mm diameter pushbutton
- ~ Matt Black finish
- ~ Smooth pneumatic operation
- ~ Can be positioned up to 250mm from the cistern
- ~ Standard supplied button is suitable for wall thicknesses up to 50mm. For wall thicknesses greater than 50mm use the alternate code



### Dimensional Data



### Technical Data

|                       |  |
|-----------------------|--|
| Wall Thickness        | 12-50mm                                      |
| Installation Aperture | $\varnothing 62\text{-}65\text{mm}$ hole     |
| Fixing Type           | Locking Collet (Supplied)                    |
| Button Operation      | Pneumatic                                    |
| Flush Option          | Dual Flush                                   |
| Product Code          | 372938 [<50mm Bagged], 375699 [>50mm Bagged] |



### Applications

Designed for use with Dudley concealed cisterns and Illision A and V frames.

### Water Saving

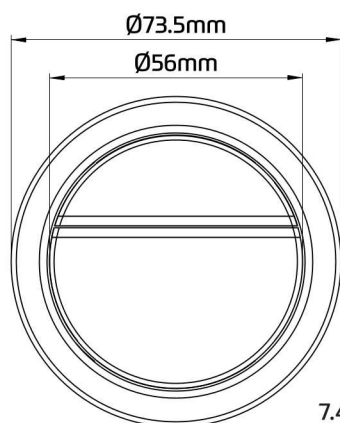
~ Dualflush operation provides reduced flush for enhanced water saving

### Features

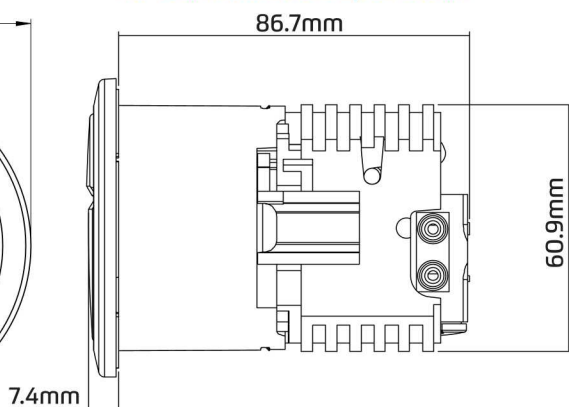
- ~ Dualflush
- ~ 73.5mm diameter pushbutton
- ~ Soft Touch Grey finish
- ~ Smooth pneumatic operation
- ~ Can be positioned up to 250mm from the cistern
- ~ Standard supplied button is suitable for wall thicknesses up to 50mm. For wall thicknesses greater than 50mm use the alternate code



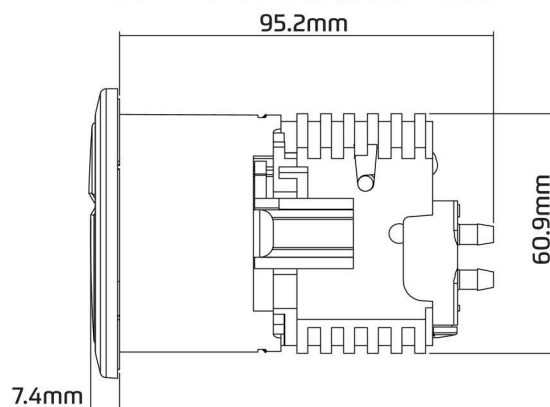
### Dimensional Data



For wall thicknesses up to 50mm



For wall thicknesses greater 50mm



### Technical Data

|                       |  |
|-----------------------|--|
| Wall Thickness        | 12-50mm                                      |
| Installation Aperture | Ø62-65mm hole                                |
| Fixing Type           | Locking Collet (Supplied)                    |
| Button Operation      | Pneumatic                                    |
| Flush Option          | Dual Flush                                   |
| Product Code          | 373557 [<50mm Bagged], 375700 [>50mm Bagged] |





### Applications

Designed for use with Dudley concealed cisterns and Illision A and V frames.

### Water Saving

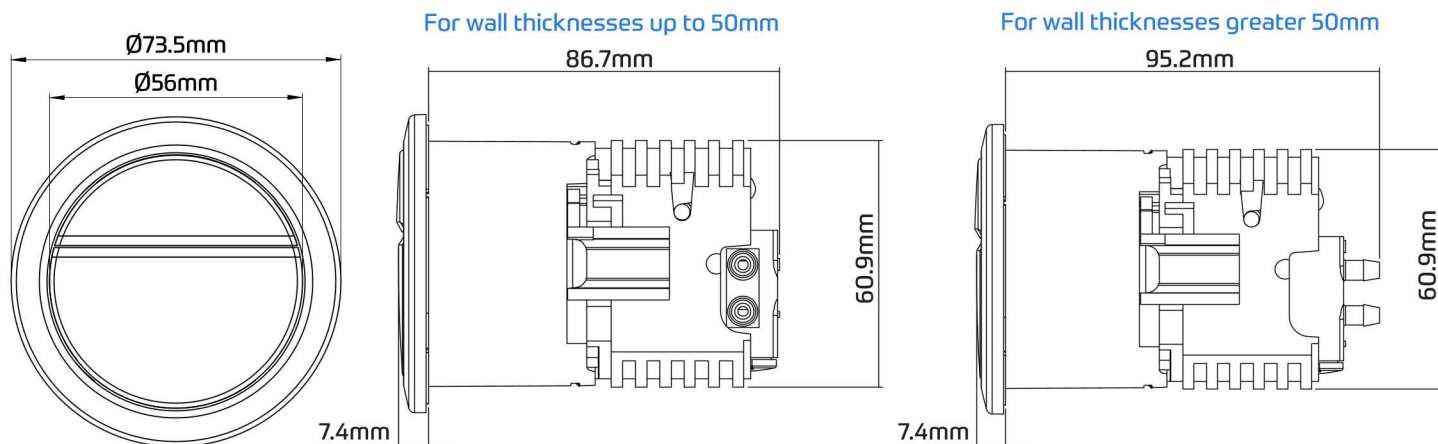
~ Dualflush operation provides reduced flush for enhanced water saving

### Features

- ~ Dualflush
- ~ 73.5mm diameter pushbutton
- ~ Satin Brass finish
- ~ Smooth pneumatic operation
- ~ Can be positioned up to 250mm from the cistern
- ~ Standard supplied button is suitable for wall thicknesses up to 50mm. For wall thicknesses greater than 50mm use the alternate code



### Dimensional Data



### Technical Data

|                       |   |
|-----------------------|---|
| Wall Thickness        | 12-50mm                                     |
| Installation Aperture | $\varnothing 62\text{-}65\text{mm}$ hole    |
| Fixing Type           | Locking Collet (Supplied)                   |
| Button Operation      | Pneumatic                                   |
| Flush Option          | Dual Flush                                  |
| Product Code          | 375056 [<50mm Bagged] 376165 [>50mm Bagged] |