

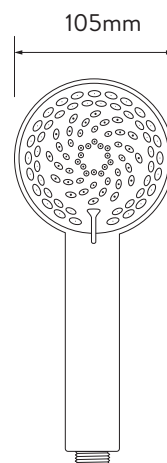
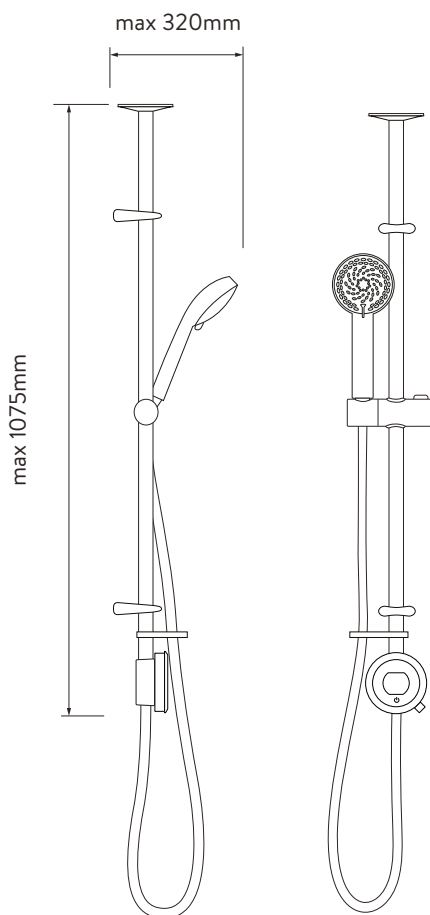
AQUALISA

QUARTZ TOUCH™ EXPOSED

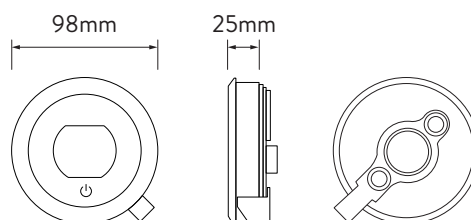
QZST.A1.EV.23

WITH ADJUSTABLE HEAD - HP/COMBI

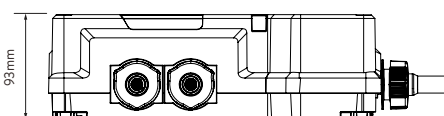
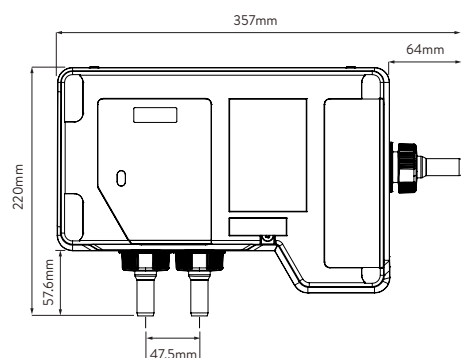
DIMENSIONAL DRAWINGS



CONTROLLER



AQUALISA SMARTVALVE™



AQUALISA

QUARTZ TOUCH™

EXPOSED

QZST.A1.EV.23

WITH ADJUSTABLE HEAD - HP/COMBI

TECHNICAL SPECIFICATIONS

Minimum operating pressure	1 bar
Maximum operating pressure	5 bar
Peak operating pressure	7 bar
Aqualisa SmartValve™ inlet fitting connections	15mm push fit fittings, valve inlet centres 48mm, inlet supply positions – hot right, cold left
Aqualisa SmartValve™ outlet fitting connection	15mm push fit
Permissible Aqualisa SmartValve™ siting location	Loft, airing cupboard, under bath
Supply temperature	Cold inlet temperature 1°C (minimum) Cold inlet temperature 15°C (maximum) Hot inlet temperature 65°C (maximum)
Water system	HP / Combi / Boosted gravity
Features	Proximity sensor (to wake controller up)
	Large rotary temperature ring
	Digital display system
	Unique lever control
	User definable shower profiles / experiences (available via the Aqualisa app)
	Warm and ready indicator
	Optical on off switch
	Magnetically damped lever
	105mm, 4 spray patterns including eco-spray option
	Wi-Fi & App compatible – control your product with your smart phone and smart home device e.g. Alexa, Google
	App functions include start/stop, set your flow and temperature, shower timer, user dashboard, usage tracker and help & support
	Aqualisa SmartValve™
	Optional wireless rechargeable remote control
Guarantee period	5-year guarantee - shower unit
	2-year guarantee - shower head and kit
Approvals	CE Marking
	UKCA
	BEAB