

AQUALISA

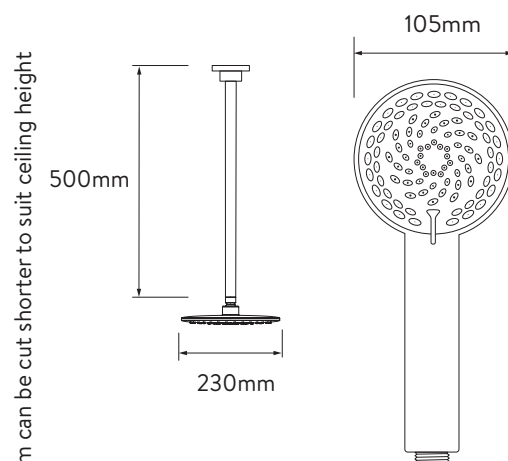
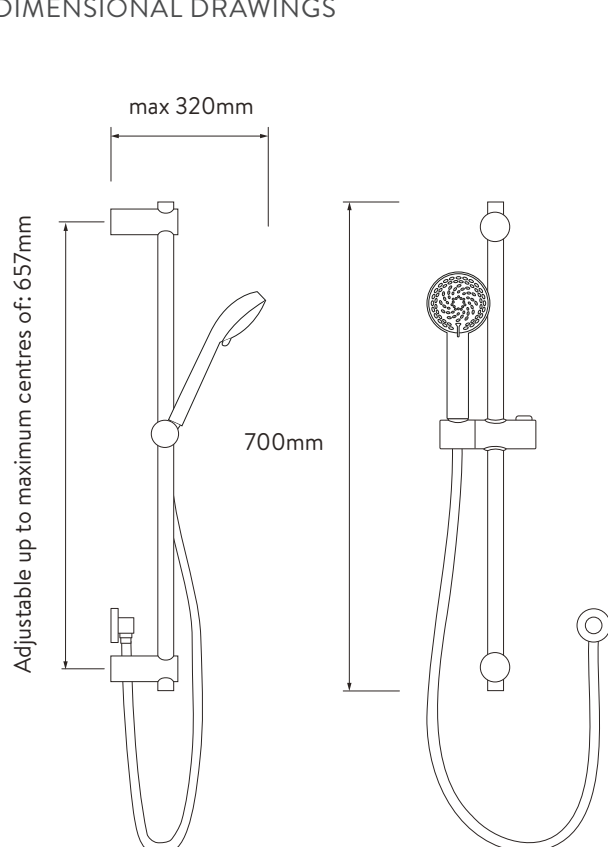
QUARTZ CLASSIC™

DUAL OUTLET CONCEALED

QZD.A2.BV.
DVFC.23

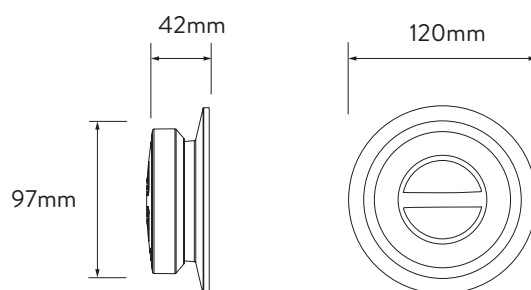
WITH ADJUSTABLE HEAD AND FIXED CEILING
DRENCHER - GRAVITY PUMPED

DIMENSIONAL DRAWINGS

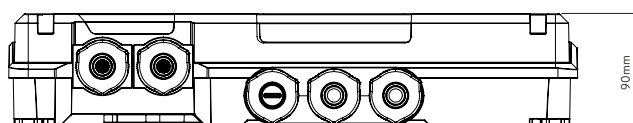
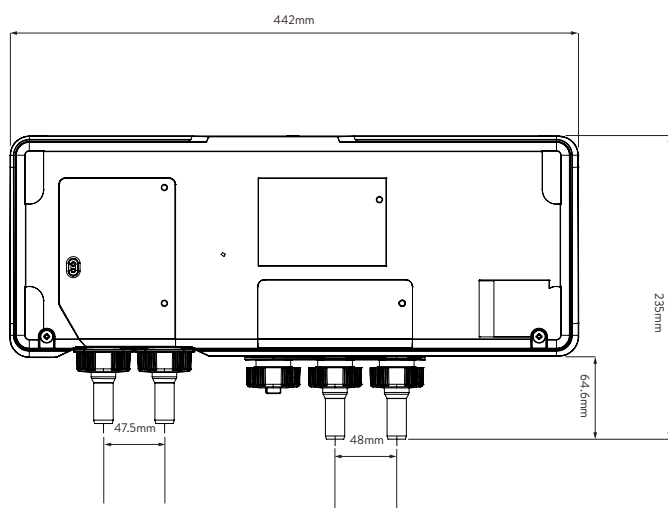


Ceiling arm can be cut shorter to suit ceiling height

CONTROLLER



AQUALISA SMARTVALVE™



AQUALISA

QUARTZ CLASSIC™

DUAL OUTLET CONCEALED

QZD.A2.BV.
DVFC.23

WITH ADJUSTABLE HEAD AND FIXED CEILING
DRENCHER - GRAVITY PUMPED

TECHNICAL SPECIFICATIONS

| | |
|--|---|
| Minimum pressure requirements | Aqualisa SmartValve™ must be sited no higher than the base level of the cold water cistern (Gravity Pumped) |
| Maximum pressure requirements | 1bar (Gravity) |
| Aqualisa SmartValve™ inlet fitting connections | 15mm push fit |
| Valve inlet centres | 48mm |
| Inlet supply positions | Hot right, cold left |
| Aqualisa SmartValve™ outlet fitting connection | 15mm push fit |
| Permissible Aqualisa SmartValve™ siting location | Loft, airing cupboard, under bath |
| Supply temperature | Cold inlet temperature 1°C (minimum) Cold inlet temperature 15°C (maximum) Hot inlet temperature 65°C (maximum) |
| Water system | Gravity |
| Features | One touch start/stop control |
| | LED display indicates when pre-selected temperature has been reached |
| | Compatible with wired remote control |
| | Wi-Fi & App compatible – control your product with your smart phone and smart home device e.g. Alexa, Google |
| | App functions include start/stop, shower timer, user dashboard, usage tracker and help & support |
| | Aqualisa SmartValve™ |
| | 105mm, 4 spray patterns (adjustable head) including eco-spray option |
| | Digital diverter technology |
| Colour | Chrome |
| Guarantee period | 5-year guarantee – shower unit |
| | 2-year guarantee – shower head and kit |
| Approvals | CE Marking |
| | UKCA |
| | BEAB |