

AQUALISA

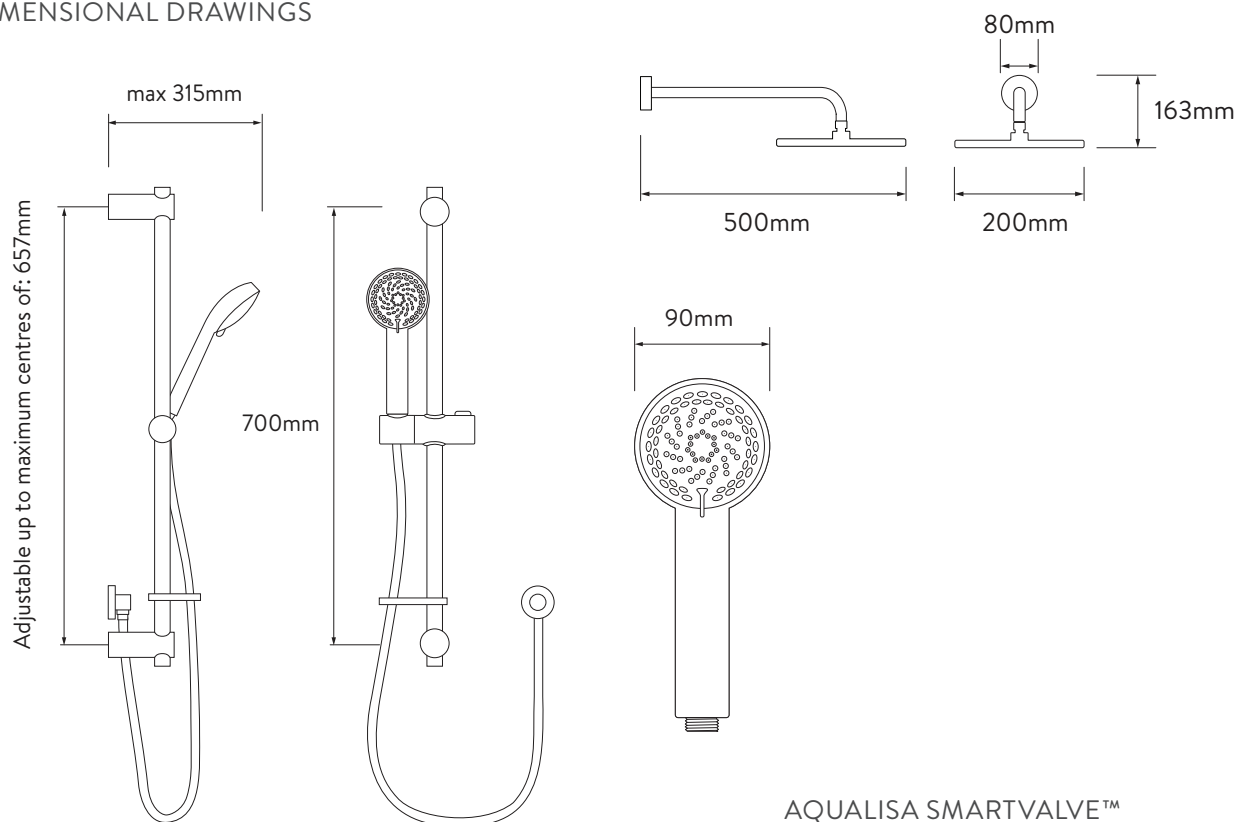
QUARTZ BLUE™

DUAL OUTLET CONCEALED

QZSB.A1.BV.
DVFW.23

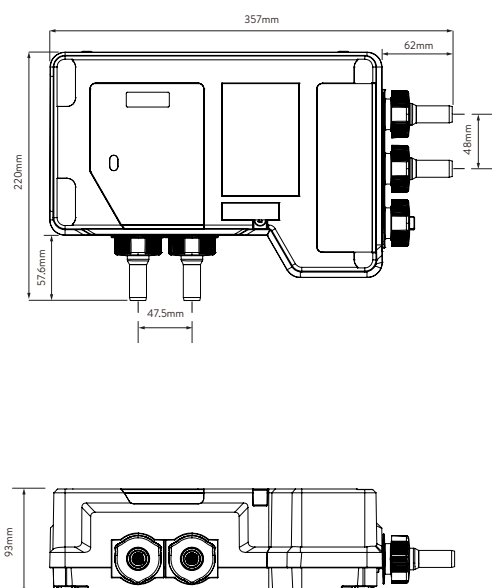
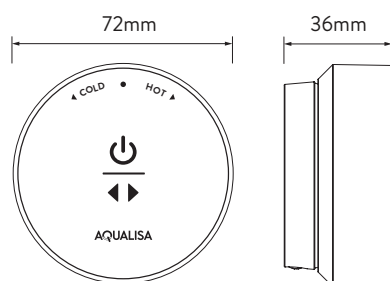
WITH ADJUSTABLE AND FIXED WALL HEADS
- HP/COMBI

DIMENSIONAL DRAWINGS



AQUALISA SMARTVALVE™

CONTROLLER



AQUALISA

QUARTZ BLUE™

DUAL OUTLET CONCEALED

QZSB.A1.BV.
DVFW.23

WITH ADJUSTABLE AND FIXED WALL HEADS
- HP/COMBI

TECHNICAL SPECIFICATIONS

Minimum operating pressure	1 bar
Maximum operating pressure	5 bar
Peak operating pressure	7 bar
Aqualisa SmartValve™ inlet fitting connections	15mm push fit
Valve inlet centres	48mm
Inlet supply positions	Hot right, cold left
Aqualisa SmartValve™ outlet fitting connection	15mm push fit
Permissible Aqualisa SmartValve™ siting location	Loft, airing cupboard, under bath
Supply temperature	Cold inlet temperature 1°C (minimum) Cold inlet temperature 15°C (maximum) Hot inlet temperature 65°C (maximum)
Water system	HP / Combi / Boosted gravity
Features	One touch start/stop control
	LED display indicates when pre-selected temperature has been reached
	Wi-Fi & App compatible – control your product with your smart phone and smart home device e.g. Alexa, Google
	App functions include start/stop, shower timer, user dashboard, usage tracker and help & support
	Aqualisa SmartValve™
	Digital diverter technology
	90mm, 4 spray patterns (adjustable head) including eco-spray option
Colour	Chrome
Guarantee period	5-year guarantee – shower unit
	2-year guarantee – shower head and kit
Approvals	CE Marking
	UKCA
	BEAB

The company reserves the right to alter, change or modify the product or product specifications without prior warning.
Please refer to the installation guides for technical information.

Issue 01 Sept 2023