

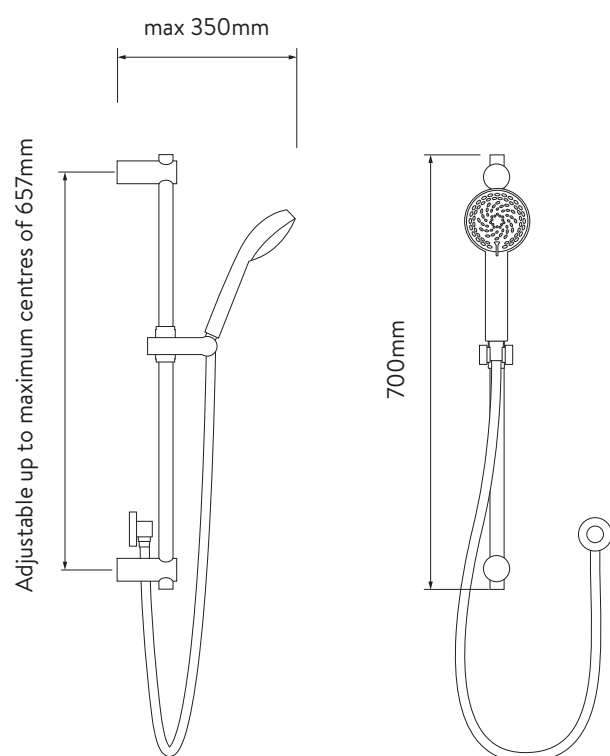
# AQUALISA

## iSYSTEM™ SMART CONCEALED

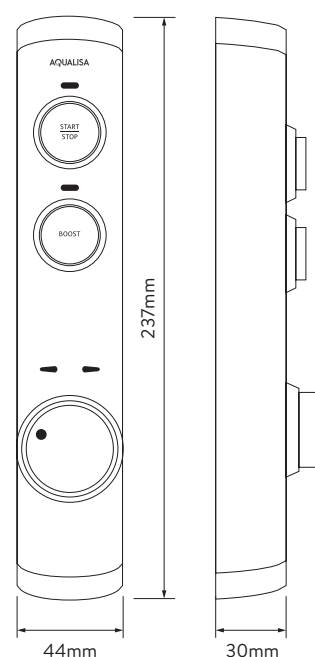
ISD.A1.BV.23

WITH ADJUSTABLE HEAD - HP/COMBI

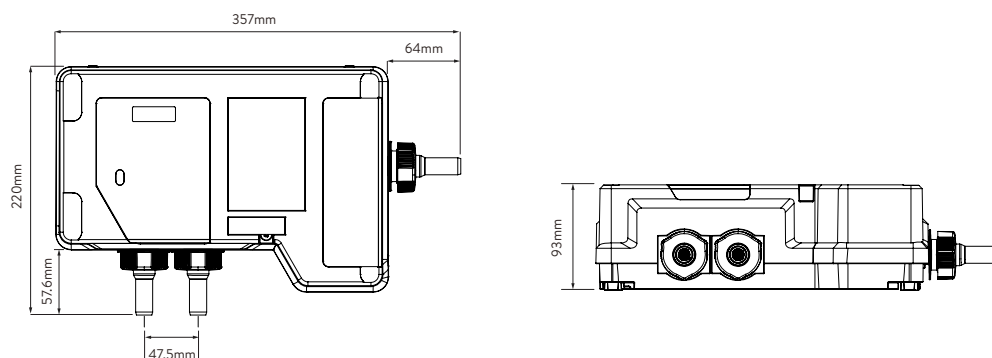
### DIMENSIONAL DRAWINGS



### CONTROLLER



### AQUALISA SMARTVALVE™



# AQUALISA

## iSYSTEM™ SMART CONCEALED

ISD.A1.BV.23

WITH ADJUSTABLE HEAD - HP/COMBI

### TECHNICAL SPECIFICATIONS

Minimum operating pressure	1 bar
Maximum operating pressure	5 bar
Peak operating pressure	7 bar
Aqualisa SmartValve™ inlet fitting connections	15mm push fit
Valve inlet centres	48mm
Inlet supply positions	Hot right, cold left
Aqualisa SmartValve™ outlet fitting connection	15mm push fit
Permissible Aqualisa SmartValve™ sitting location	Loft, airing cupboard, under bath
Supply temperature	Cold inlet temperature 1°C (minimum) Cold inlet temperature 15°C (maximum) Hot inlet temperature 65°C (maximum)
Water system	HP / Combi / Boosted gravity
Features	One touch start/stop control
	LED display indicates when pre-selected temperature has been reached
	Compatible with wired remote control
	Boost button for enhanced flow
	Wi-Fi & App compatible – control your product with your smart phone and smart home device e.g. Alexa, Google
	App functions include start/stop, shower timer, user dashboard, usage tracker and help & support
	Aqualisa SmartValve™
	105mm Harmony handset, 4 spray patterns, easy click spray control with soft rub nozzles for easy cleaning
	Eco-spray setting can deliver water savings of up to 25%
Colour	Chrome
Guarantee period	5-year guarantee – shower unit
	2-year guarantee – shower head and kit
Approvals	CE Marking, UKCA, BEAB

The company reserves the right to alter, change or modify the product or product specifications without prior warning.  
Please refer to the installation guides for technical information.